

"HEATREC" - heat recovery



- **2 models**
- **For one room**
- **IP57 - selv**
- **For wall installation**
- **2 speed**
- **Controls condensation**
- **Provides clean, filtered, fresh air**
- **Recovers 80% of heat**
- **Extremely low running costs**
- **Whisper quiet operation**
- **Exceeds Building Regulations requirements (including new Document F)**

GENERAL

- single room heat recovery unit for domestic, commercial and light industrial use
- replaces stale, moisture laden air with warmed fresh air
- balanced air movement
- heat energy of extracted air transferred to incoming air
- airflows do not mix during heat exchange process
- up to 80% of heat saved
- extremely energy efficient
- 6" duct
- for walls between 9" and 14" thick (extension tube available for walls up to 24")
- can be installed entirely from inside
- runs continuously at trickle speed - cord to boost to high speed on transformer - neon on unit lights to show on over-ride - pulling cord again reverts to trickle speed
- humidistat model runs continuously at low speed - boosts automatically to maximum speed when humidity level too high (also incorporates pull-cord for manual over-ride)
- dynamic humidistat with night-time set-back and anti-hunting device
- SELV - 12v
- suitable for installation in Zones I and II
- tamper-proof

SPECIFICATION

- aluminium heat exchanger

COMPLY WITH

- EN60335-2-80
- EC Low Voltage Directive 73/23-93/68
- EC Directive EMC89/336
- CE marked
- BEAB Approved

TYPICAL SPECIFICATION

Supply and install a HEATREC150HLV safety extra low voltage single room heat recovery unit complete with a dynamic humidistat as supplied by Vectaire Ltd, Lincoln Road, Cressex Business Park, High Wycombe, Bucks, HP12 3RH.

The unit is to be suitable for wall installation in walls up to 24" thick with extension tube available, and be capable of being installed entirely from the inside.

It is to be tamper proof once installed and run continuously at trickle speed until the relative humidity in the room in which it is installed reaches a pre-set level, when the integral humidistat will operate the unit at its boost speed. There is to be the facility for allowing the user to boost the operation level manually, and a neon will light on the front of the unit to show that this has happened.

The unit should have an aluminium heat exchange for maximum efficiency.

The unit should be double insulated, BEAB Approved and Marked, CE marked, and comply with current EC Low Voltage Directive EMC89/336 and with BSEN60529.

RANGE

- **HEATREC 150LV**
pull cord over-ride
- **HEATREC 150HLV**
integral humidistat and pull cord over-ride



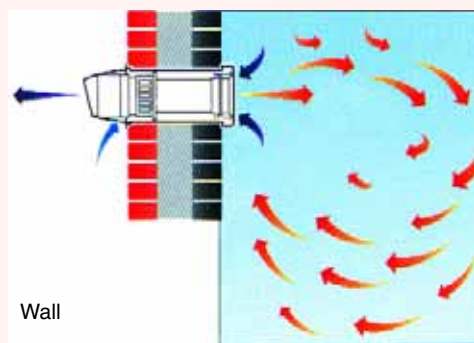
Tel: +44(0)1494 522333
Fax: +44(0)1494 522337

Vectaire Ltd
Lincoln Road, Cressex Business Park
High Wycombe, Buckinghamshire, HP12 3RH

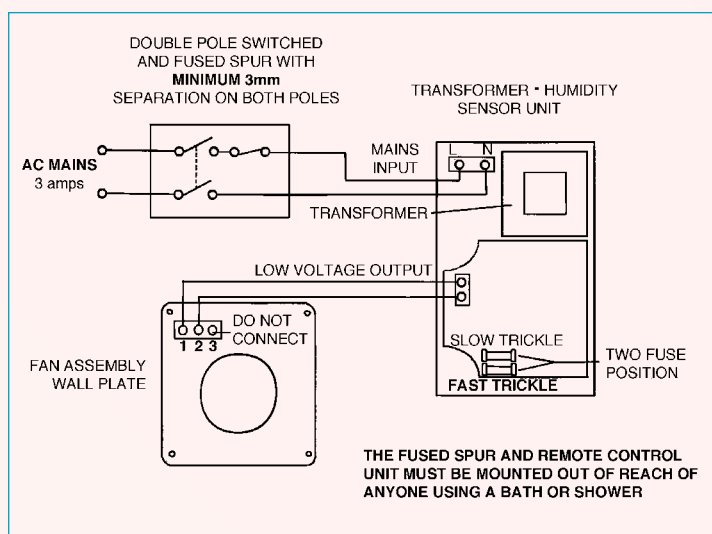
Email: sales@vectaire.co.uk
Web: www.vectaire.co.uk

TECHNICAL CHARACTERISTICS

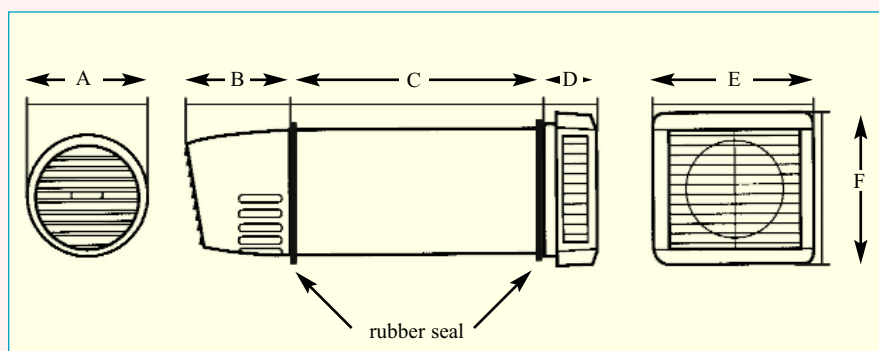
INSTALLATIONS



WIRING DIAGRAM



DIMENSIONS



	Heatrec 150(H)LV
A	148
B	126
C	345
D	60
E	200
F	180

TECHNICAL DATA

Model	max m ³ /hr	min m ³ /hr	max litres/sec	min litres/sec	Volts	Hz	max Watts	min Watts	max dbA	min dbA	Hole dia mm	IP57	Ext Temp	Int Temp	Incom-ing Temp
Heatrec150(H)LV	38	19	10.6	5.3	12	50	45	9.3	45	21	156	yes	7°C	23°C	20°C